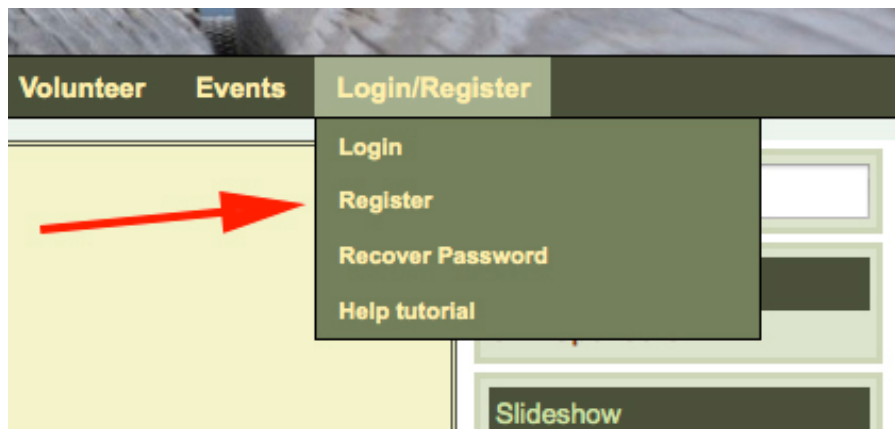


Crescent Lake Association website

Browse the site for new news, photos from the area, check the events calendar for upcoming gatherings, stay current on the latest notices, register and login to sign up for boat landing aquatic invasive species inspections.

To preserve the integrity of the site and protect it from hackers and spam, it is necessary for all users to register and login in order to sign up for boat landing inspection shifts. You do **not** need to register and login if you just wish to browse the site and are **not** going to reserve a boat landing inspection shift.

To register, go to the top menu and mouseover "Login/Register." A menu will drop down giving you the choice to do one or the other. Choose "Register."



Register

If you have trouble:
A few of you have been unable to register because you did not receive the confirmation email after registration. The most likely trouble is that you DID receive the confirmation email, but it was routed to your junk folder or your "spam" folder. You need to open those folders and find the confirmation email. Right click on it and mark it as "not junk" or "not spam." Then drag it to your inbox. Open it and click on the confirmation link displayed in the email. You're done and on board with the CLA website registration.

Name

First Name *

Last Name *

Contact Info

E-mail *

About Yourself

Password *
Minimum length of 7 characters

Repeat Password *

Leave Blank

Posted by wildLoonAdmin on March 18th, 2014

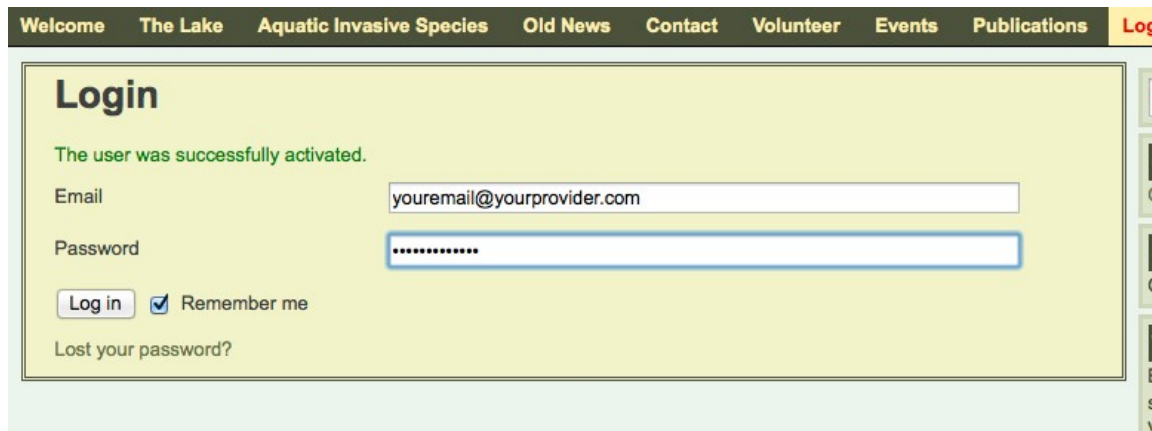
Enter your first and last name, email address, and a password. You must repeat the password for your own protection, to be certain that you won't forget it. The last field is named "Leave Blank." Do not put any info in this field. It is there to prevent web robots from registering fictitious users. Leave this field blank or your registration will fail.

Click "Register."

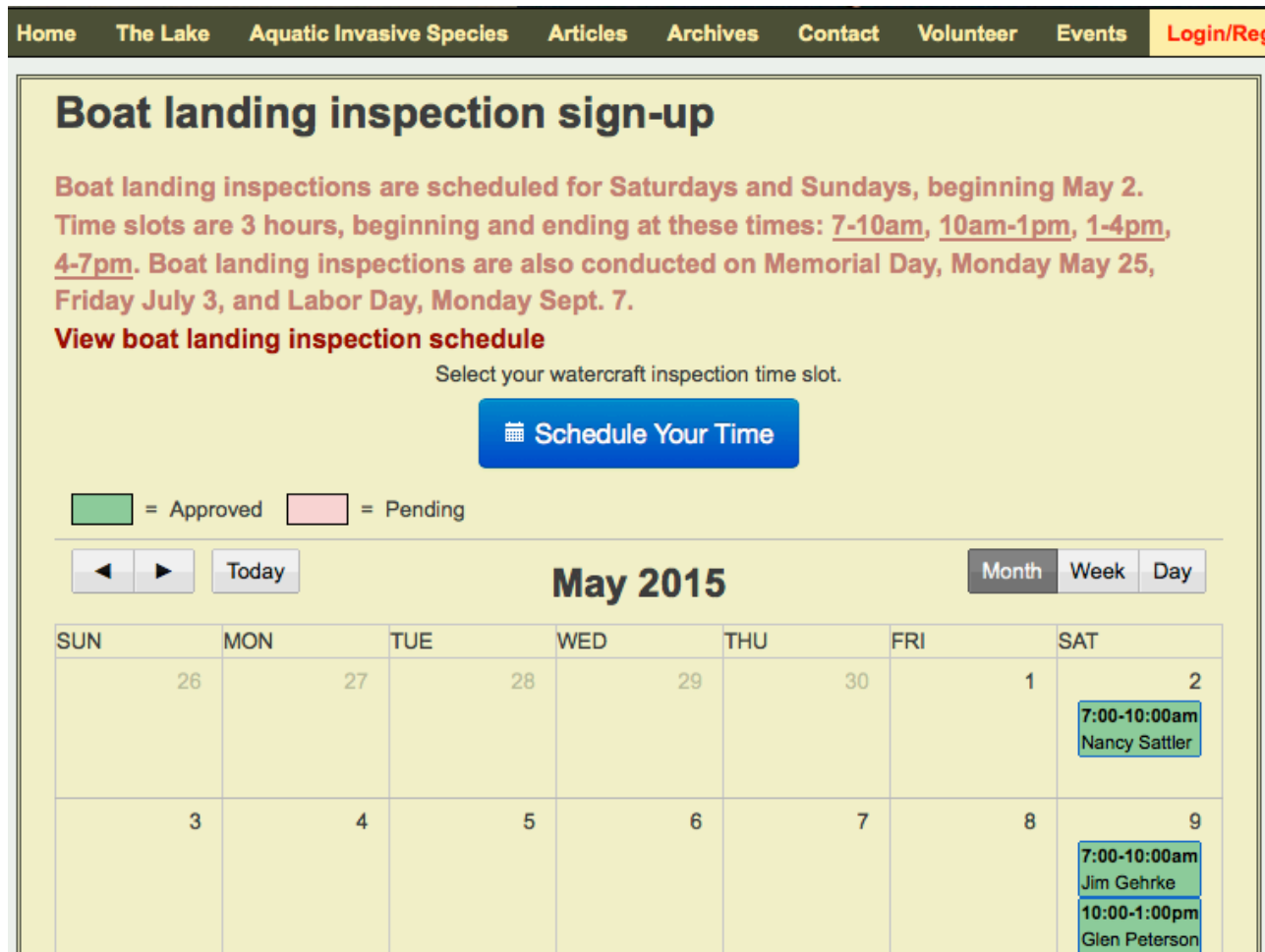
You will receive a message telling you that a confirmation email has been sent to the address that you gave during the registration process. Go to your email inbox, open the email and click on the confirmation link in the body of the email.

(Important note: The confirmation email will arrive within a minute or two. If you don't see it, check your junk mail folder. It should be there if it's not in your main mail inbox.)

You will be returned to the CLA website and taken to the login form:



Enter your email and password and click “Log in” and you will be sent directly to the boat landing signup window:



Boat landing inspection sign-up

Boat landing inspections are scheduled for Saturdays and Sundays, beginning May 2. Time slots are 3 hours, beginning and ending at these times: 7-10am, 10am-1pm, 1-4pm, 4-7pm. Boat landing inspections are also conducted on Memorial Day, Monday May 25, Friday July 3, and Labor Day, Monday Sept. 7.

View boat landing inspection schedule

Select your watercraft inspection time slot.

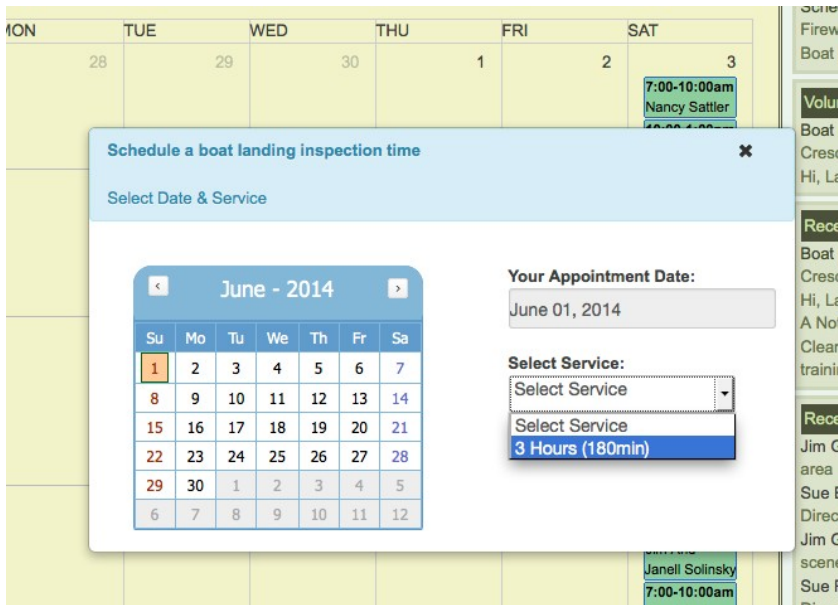
[Schedule Your Time](#)

= Approved = Pending

◀ Today ▶ **May 2015** Month Week Day

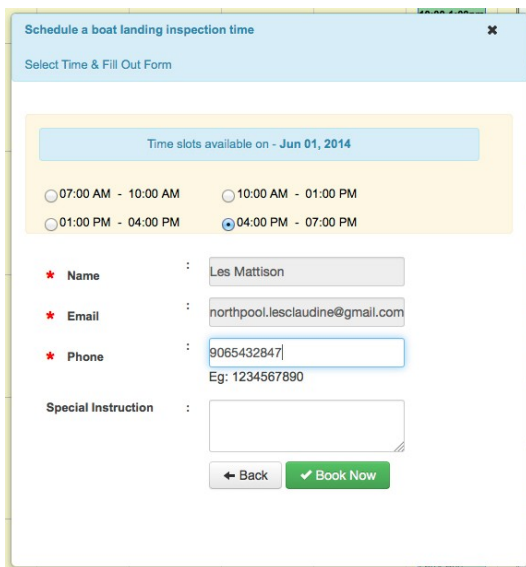
SUN	MON	TUE	WED	THU	FRI	SAT
26	27	28	29	30	1	2 7:00-10:00am Nancy Sattler
3	4	5	6	7	8	9 7:00-10:00am Jim Gehrke 10:00-1:00pm Glen Peterson

Here you can see which shifts are already taken by others. At the top of the page are the time slots in 3-hour increments that you'll be able to choose from. Click the blue button “Schedule Your Time.”



You can click on a date which will then show up in the field under “Your Appointment Date:” or you can click the right arrow to the right of the month and year to move to future months. Once you’ve clicked on the day you wish to reserve a boat landing shift, click on the dropdown menu under “Select Service.”

The only choice available is 3 Hours. Choose that then click the “Next” button.



This is where you select your 3-hour shift and enter your phone number, following the example shown below that field. Then click “Book Now.” Adding your phone number is important to the boat landing coordinator who may need to contact you. Your phone number is not displayed anywhere except in an email to the coordinator. This is the only way that your phone number is used.

If you wish to see who has already signed up and what days and times they’ve signed up for, go back to the signup calendar where you can view all of the signed up shifts and those shifts still available.

This is your website and it’s been created to be fun and pleasurable, making finding information quick and easy. The slideshow, accessible from the right sidebar, “Crescent Lake Area,” to “Recent Posts” in the same sidebar is a glimpse into past seasons and events, highlighting the Crescent Lake trust. Use the site to find what you’re looking for.